

Magnetic helicity fluxes in $\alpha\Omega$ dynamos

Simon Candelaresi and Axel Brandenburg

NORDITA, AlbaNova University Center, Roslagstullsbacken 23, SE-10691 Stockholm, Sweden
Department of Astronomy, Stockholm University, SE 10691 Stockholm, Sweden

Abstract. In turbulent dynamos the production of large-scale magnetic fields is accompanied by a separation of magnetic helicity in scale. The large- and small-scale parts increase in magnitude. The small-scale part can eventually work against the dynamo and quench it, especially at high magnetic Reynolds numbers. A one-dimensional mean-field model of a dynamo is presented where diffusive magnetic helicity fluxes within the domain are important. It turns out that this effect helps to alleviate the quenching. Here we show that internal magnetic helicity fluxes, even within one hemisphere, can be important for alleviating catastrophic quenching.

Keywords. Sun: magnetic fields

The magnetic fields of astrophysical bodies like stars and galaxies show strengths which are close to equipartition. The scale of the magnetic field is larger than the dissipation length and reaches the order of the size of the object. The mechanism which creates those fields is believed to be a dynamo. Large- and small-scale magnetic helicity with opposite signs are created. For high magnetic Reynolds numbers, Re_M , this makes the dynamo saturate only on a resistive time scale and reduces the saturation field strength much below equipartition (Brandenburg & Subramanian, 2005). This effect is called catastrophic quenching and increases with increasing Reynolds number, because for the Sun $Re_M = 10^9$ and for galaxies $Re_M = 10^{14}$. This suggests that helicity has to be shed. Observations have shown (Manoharan *et al.*, 1996, Canfield *et al.*, 1999) that helical structures on the Sun's surface are more likely to erupt into coronal mass ejections (CMEs). This suggests that the Sun sheds magnetic helicity by itself.

In our earlier work (Brandenburg *et al.*, 2009) we have considered a one-dimensional mean-field model in the z -direction of a dynamo with wind-driven magnetic helicity flux where the wind increases with distance from the midplane. Magnetic helicity evolution is taken into account by using what is known as the “dynamical quenching” formalism that is described in our earlier paper and in references therein. We augment these studies by imposing a constant shear throughout the domain which facilitates the growth of the magnetic energy. We perform simulations in one hemisphere where we set the magnetic field in the z -direction to be symmetric (S) or antisymmetric (A) at the midplane. The outer boundaries are set to either vertical field (VF) or perfect conductor (PC). The free parameters are the dynamo numbers C_α and C_S . By varying both numbers we find the critical values for dynamo action (Fig. 1 and Fig. 2). The critical values for C_α decrease when the shear increases. This is expected, since larger shear leads to stronger toroidal field which enhances the dynamo effect.

In the rest of this paper we study in more detail the case $C_S = -10$ and consider positive values of C_α . In Figure 3 we compare the dynamical α quenching model (using a magnetic Reynolds number of $Re_M = 10^5$) with the standard (non-catastrophic) α quenching where $\alpha \propto 1/(1 + \overline{B}^2/B_{eq}^2)$ with \overline{B} being the mean field and B_{eq} the equipartition value. Note that in the former case, the energies cross. Nevertheless, the A solution is stable in both cases – at least for $C_\alpha \leq 10$. This is demonstrated in Figure 4, where we show that after about 40 diffusive times, $\eta_t k_1 t = 40$, where η_t is the turbulent magnetic

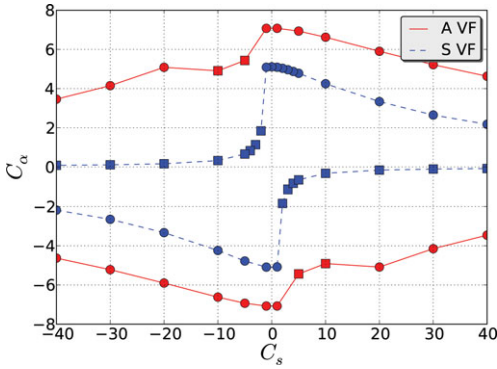


Figure 1. Critical values for the strength of the forcing C_α and the shear C_s for which dynamo action occurs for the cases of vertical field boundary conditions and antisymmetric (solid, red) and symmetric (dashed, blue) equator. The circles and squares represent oscillating and stationary solutions respectively.

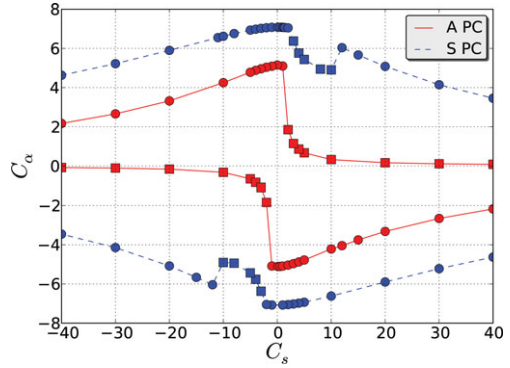


Figure 2. Critical values for the strength of the forcing C_α and the shear C_s for which dynamo action occurs for the cases of perfect conductor boundary conditions and antisymmetric (solid, red) and symmetric (dashed, blue) equator. The circles and squares represent oscillating and stationary solutions respectively.

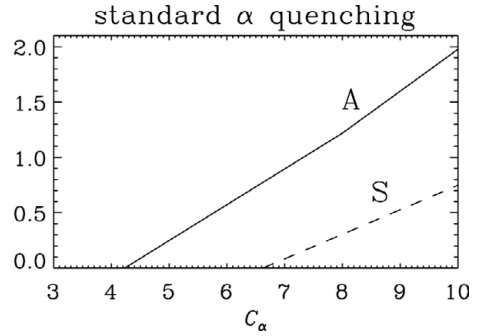
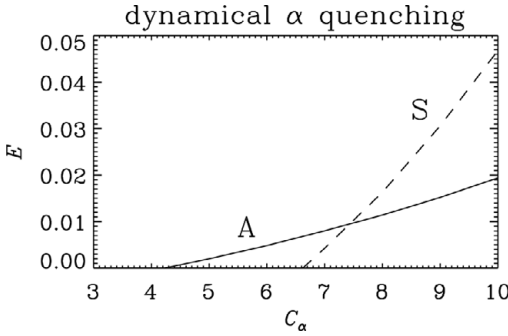


Figure 3. Comparison of the bifurcation diagrams for dynamical and standard α quenching.

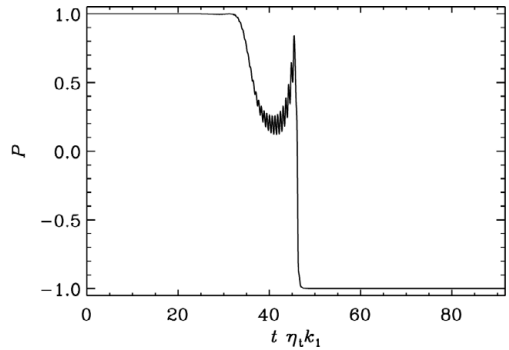
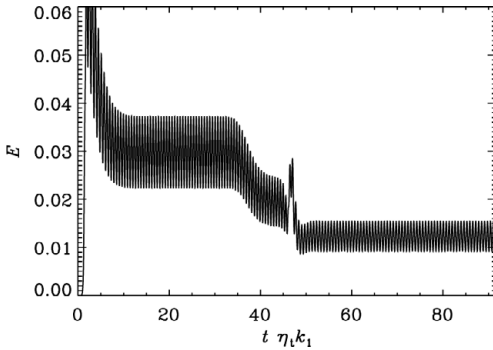


Figure 4. Evolution of the magnetic energy (left) and parity (right) for a solution that was initially even about the midplane (S or quadrupolar solution), but this solution is unstable and developed an odd parity (A or dipolar solution).

diffusivity and k_1 the basic wavenumber, the magnetic energy E decreases and the parity P swaps from $+1$ to -1 ; see Brandenburg *et al.*, 1989 for details on similar studies.

The crossing of the energies in the dynamical quenching model is somewhat surprising. In order to understand this behavior, we need to look at the profiles of the α effect; see

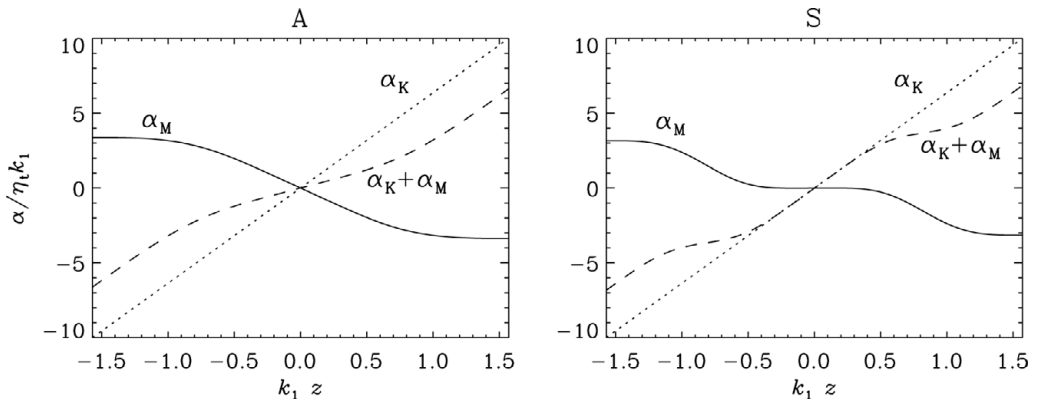


Figure 5. Profiles of α_K , α_M , and their sum for the A and S solutions at $C_\alpha = 10$.

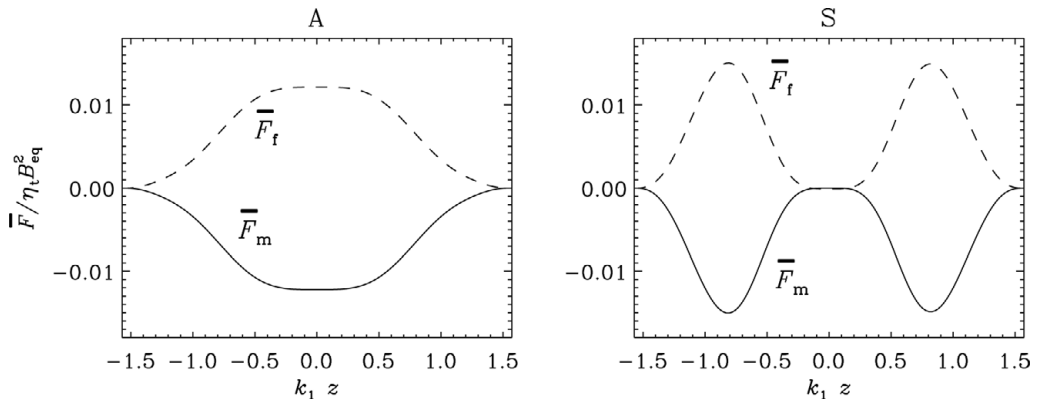


Figure 6. Time-averaged magnetic helicity fluxes, \overline{F}_f and \overline{F}_m , of fluctuating and mean fields, for the A and S solutions, respectively, at $C_\alpha = 10$. Note that $\overline{F}_f + \overline{F}_m \approx 0$.

Figure 5. In this model, α is composed of a kinetic part, α_K , and a magnetic part, α_M , which has typically the opposite sign, which leads to a reduction of $\alpha = \alpha_K + \alpha_M$. The quenching can be alleviated by reducing α_M , for example when the divergence of the magnetic helicity flux of the small-scale field, \overline{F}_f , becomes important.

Naively, we would have expected that the A solution should have a larger energy, because only this solution allows a magnetic helicity flux through the equator; see Figure 6. This is however not the case, which may have several reasons. Even though the magnetic helicity flux is small at the equator ($z = 0$), there can be significant contributions from within each hemisphere which contributes to alleviating the catastrophic quenching. The details of this will be addressed in more detail elsewhere.

References

- Brandenburg, A. & Subramanian, K. 2005, *AN*, 326, 400
 Brandenburg, A., Krause, F., Meinel, R., *et al.* 1989, *A&A*, 213, 411
 Brandenburg, A., Candelaresi, S., & Chatterjee, P. 2009, *MNRAS* 398, 1414
 Manoharan, P. K., van Driel-Gesztelyi, L., Pick, M., & Demoulin, P. 1996, *ApJ* 468, L73
 Canfield, R. C., Hudson, H. S., & McKenzie, D. E. 1999, *Geophys. Res. Lett.* 26, 627