



Cloud-droplet growth due to supersaturation fluctuations in stratiform clouds

Xiang-Yu Li^{1,2,3,4,5}, Gunilla Svensson^{1,3,6}, Axel Brandenburg^{2,4,5,7}, and Nils E. L. Haugen^{8,9}

¹Department of Meteorology and Bolin Centre for Climate Research, Stockholm University, Stockholm, Sweden

²Nordita, KTH Royal Institute of Technology and Stockholm University, 10691 Stockholm, Sweden

³Swedish e-Science Research Centre, Stockholm, Sweden

⁴Laboratory for Atmospheric and Space Physics, University of Colorado, Boulder, CO 80303, USA

⁵JILA, Box 440, University of Colorado, Boulder, CO 80303, USA

⁶Global & Climate Dynamics, National Center for Atmospheric Research, Boulder, CO 80305, USA

⁷Department of Astronomy, Stockholm University, 10691 Stockholm, Sweden

⁸SINTEF Energy Research, 7465 Trondheim, Norway

⁹Department of Energy and Process Engineering, NTNU, 7491 Trondheim, Norway

Correspondence: Xiang-Yu Li (xiang.yu.li@su.se)

Received: 27 June 2018 – Discussion started: 28 August 2018

Revised: 13 December 2018 – Accepted: 15 December 2018 – Published: 17 January 2019

Abstract. Condensational growth of cloud droplets due to supersaturation fluctuations is investigated by solving the hydrodynamic and thermodynamic equations using direct numerical simulations (DNS) with droplets being modeled as Lagrangian particles. The supersaturation field is calculated directly by simulating the temperature and water vapor fields instead of being treated as a passive scalar. Thermodynamic feedbacks to the fields due to condensation are also included for completeness. We find that the width of droplet size distributions increases with time, which is contrary to the classical theory without supersaturation fluctuations, where condensational growth leads to progressively narrower size distributions. Nevertheless, in agreement with earlier Lagrangian stochastic models of the condensational growth, the standard deviation of the surface area of droplets increases as $t^{1/2}$. Also, for the first time, we explicitly demonstrate that the time evolution of the size distribution is sensitive to the Reynolds number, but insensitive to the mean energy dissipation rate. This is shown to be due to the fact that temperature fluctuations and water vapor mixing ratio fluctuations increase with increasing Reynolds number; therefore the resulting supersaturation fluctuations are enhanced with increasing Reynolds number. Our simulations may explain the broadening of the size distribution in stratiform clouds qualitatively, where the mean updraft velocity is almost zero.

1 Introduction

The growth of cloud droplets is dominated by two processes: condensation and collection. Condensation of water vapor on active cloud condensation nuclei is important in the size range from the activation size of aerosol particles to about a radius of 10 μm (Pruppacher and Klett, 2012; Lamb and Verlinde, 2011). Since the rate of droplet growth by condensation is inversely proportional to the droplet radius, large droplets grow slower than smaller ones. This generates narrower size distributions (Lamb and Verlinde, 2011). To form rain droplets in warm clouds, small droplets must grow to about 50 μm in radius within 15–20 min (Pruppacher and Klett, 2012; Devenish et al., 2012; Grabowski and Wang, 2013; Seinfeld and Pandis, 2016). Therefore, collection, a widely accepted microscopical mechanism, has been proposed to explain the rapid formation of rain droplets (Saffman and Turner, 1956; Berry and Reinhardt, 1974; Shaw, 2003; Grabowski and Wang, 2013). However, collection can only become active when the size distribution reaches a certain width.

Hudson and Svensson (1995) observed a broadening of the droplet size distribution in Californian marine stratus, which

was contrary to the classical theory of condensational growth (Yau and Rogers, 1996). The increasing width of droplet size distributions was further observed by Pawlowska et al. (2006) and Siebert and Shaw (2017). The contradiction between the observed broadening width and the theoretical narrowing width in the absence of turbulence has stimulated several studies. The classical treatment of diffusion-limited growth assumes that supersaturation depends only on average temperature and water mixing ratio. Since fluctuations of temperature and the water mixing ratio are affected by turbulence, the supersaturation fluctuations are inevitably subjected to turbulence. Naturally, condensational growth due to supersaturation fluctuations became the focus (Sedunov, 1965; Kabanov and Mazin, 1970; Cooper, 1989; Srivastava, 1989; Korolev, 1995; Khvorostyanov and Curry, 1999; Sardina et al., 2015; Grabowski and Abade, 2017). The supersaturation fluctuations are particularly important for understanding the condensational growth of cloud droplets in stratiform clouds, where the updraft velocity of the parcel is almost zero (Hudson and Svensson, 1995; Korolev, 1995). When the mean updraft velocity is not zero, there could be a competition between mean updraft velocity and supersaturation fluctuations. This may diminish the role of supersaturation fluctuations (Sardina et al., 2018).

Condensational growth due to supersaturation fluctuations was first recognized by Srivastava (1989), who criticized the use of a volume-averaged supersaturation and proposed a randomly distributed supersaturation field. Cooper (1989) proposed that droplets moving in clouds are exposed to a varying supersaturation field. This results in a broadening of the droplet size distribution due to supersaturation fluctuations. Grabowski and Wang (2013) called the mechanism of Cooper (1989) the eddy-hopping mechanism, which was then investigated by Grabowski and Abade (2017). Using direct numerical simulations (DNS), Vaillancourt et al. (2002) found that the mean energy dissipation rate of turbulence has a negligible effect on condensational growth and attributed this to the decorrelation between the supersaturation and the droplet size. Paoli and Shariff (2009) considered three-dimensional (3-D) turbulence as well as stochastically forced temperature and vapor fields with a focus on statistical modeling for large-eddy simulations. They found that supersaturation fluctuations due to turbulence mixing are responsible for the broadening of the droplet size distribution. Lanotte et al. (2009) conducted 3-D DNS for condensational growth by only solving a passive scalar equation for the supersaturation and concluded that the width of the size distribution increases with increasing Reynolds number. Sardina et al. (2015) extended the DNS of Lanotte et al. (2009) to a higher Reynolds number and found that the variance of the size distribution increases in time. In a similar manner as Sardina et al. (2015), Siewert et al. (2017) modeled the supersaturation field as a passive scalar coupled to the Lagrangian particles and found that their results can be reconciled with those of earlier numerical studies by noting that the droplet

size distribution broadens with increasing Reynolds number (Paoli and Shariff, 2009; Lanotte et al., 2009; Sardina et al., 2015). Neither Sardina et al. (2015) nor Siewert et al. (2017) solved the thermodynamics that determine the supersaturation field. Both Saito and Gotoh (2017) and Chen et al. (2018) solved the thermodynamics equations governing the supersaturation field. However, since collection was also included in their work, one cannot clearly identify the roles of turbulence on collection or condensational growth, nor can one compare their results with Lagrangian stochastic models (Sardina et al., 2015; Siewert et al., 2017) related to condensational growth.

Recent laboratory experiments and observations about cloud microphysics also confirm the notion that supersaturation fluctuations may play an important role in broadening the size distribution of cloud droplets. The laboratory studies of Chandrakar et al. (2016) and Desai et al. (2018) suggested that supersaturation fluctuations in the low aerosol number concentration limit are likely of leading importance for the onset of precipitation. The condensational growth due to supersaturation fluctuations seems to be more sensitive to the integral scale of turbulence (Götzfried et al., 2017). Siebert and Shaw (2017) measured the variability of temperature, water vapor mixing ratio, and supersaturation in warm clouds and support the notion that both aerosol particle activation and droplet growth take place in the presence of a broad distribution of supersaturation (Hudson and Svensson, 1995; Brenguier et al., 1998; Miles et al., 2000; Pawlowska et al., 2006). The challenge is now how to interpret the observed broadening of the droplet size distribution in warm clouds. How does turbulence drive fluctuations of the scalar fields (temperature and water vapor mixing ratio) and therefore affect the broadening of droplet size distributions (Siebert and Shaw, 2017)?

In an attempt to answer this question, we conduct 3-D DNS experiments of condensational growth of cloud droplets, where turbulence, thermodynamics, feedback from droplets to the fields via the condensation rate, and buoyancy force are all included. The main aim is to investigate how supersaturation fluctuations affect the droplet size distribution. We particularly focus on the time evolution of the size distribution $f(r, t)$ and its dependency on small and large scales of turbulence. We then compare our simulation results with Lagrangian stochastic models (Sardina et al., 2015; Siewert et al., 2017). For the first time, the stochastic model and simulation results from the complete set of equations governing the supersaturation field are compared.

2 Numerical model

We now discuss the basic equations where we combine the Eulerian description of the density (ρ), turbulent velocity (\mathbf{u}), temperature (T), and water vapor mixing ratio (q_v) with the Lagrangian description of the ensemble of cloud

droplets. The water vapor mixing ratio q_v is defined as the ratio between the mass density of water vapor and dry air. Droplets are treated as superparticles. A superparticle represents an ensemble of droplets, whose mass, radius, and velocity are the same as those of each individual droplet within it (Shima et al., 2009; Johansen et al., 2012; Li et al., 2017). For condensational growth, the superparticle approach (Li et al., 2017) is the same as the Lagrangian point-particle approach (Kumar et al., 2014) since there is no interaction among droplets. Nevertheless, we still use the superparticle approach so that we can include more processes like collection (Li et al., 2017, 2018) in the future. Another reason to adopt the superparticle approach is that it can be easily adapted to conduct large-eddy simulations with appropriate sub-grid-scale models (Grabowski and Abade, 2017). To investigate the condensational growth of cloud droplets that experience fluctuating supersaturation, we track each individual superparticle in a Lagrangian manner. The motion of each superparticle is governed by the momentum equation for inertial particles. The supersaturation field in the simulation domain is determined by $T(\mathbf{x}, t)$ and $q_v(\mathbf{x}, t)$ transported by turbulence. Lagrangian droplets are exposed in different supersaturation fields. Therefore, droplets either grow by condensation or shrink by evaporation depending on the local supersaturation field. This phase transition generates a buoyancy force, which in turn affects the turbulent kinetic energy, $T(\mathbf{x}, t)$, and $q_v(\mathbf{x}, t)$. *Pencil Code* (Brandenburg, 2018) is used to conduct all the simulations.

2.1 Equations of motion for Eulerian fields

The background airflow is almost incompressible and thus obeys the Boussinesq approximation. Its density $\rho(\mathbf{x}, t)$ is governed by the continuity equation and velocity $\mathbf{u}(\mathbf{x}, t)$ by the Navier–Stokes equation. The temperature $T(\mathbf{x}, t)$ of the background airflow is determined by the energy equation with a source term due to the latent heat release. The water vapor mixing ratio $q_v(\mathbf{x}, t)$ is transported by the background airflow. The Eulerian equations are given by

$$\frac{\partial \rho}{\partial t} + \nabla \cdot (\rho \mathbf{u}) = S_\rho, \quad (1)$$

$$\frac{D\mathbf{u}}{Dt} = \mathbf{f} - \rho^{-1} \nabla p + \rho^{-1} \nabla \cdot (2\nu \rho \mathbf{S}) + B\mathbf{e}_z + S_u, \quad (2)$$

$$\frac{DT}{Dt} = \kappa \nabla^2 T + \frac{L}{c_p} C_d, \quad (3)$$

$$\frac{Dq_v}{Dt} = D\nabla^2 q_v - C_d, \quad (4)$$

where $D/Dt = \partial/\partial t + \mathbf{u} \cdot \nabla$ is the material derivative, \mathbf{f} is a random forcing function (Haugen et al., 2004), ν is the kinematic viscosity of air, $\mathbf{S}_{ij} = 1/2(\partial_j u_i + \partial_i u_j) - 1/3\delta_{ij}(\partial_k u_k)$ is the traceless rate-of-strain tensor, p is the gas pressure, ρ is the gas density, c_p is the specific heat at constant pressure, L is the latent heat, κ is the thermal diffusivity of air, C_d is the condensation rate, B is the buoyancy, \mathbf{e}_z is the

unit vector in the z direction (vertical direction), and D is the diffusivity of water vapor. To avoid global transpose operations associated with calculating Fourier transforms for solving the nonlocal equation for the pressure in strictly incompressible calculations, we solve here instead the compressible Navier–Stokes equations using high-order finite differences. The sound speed c_s obeys $c_s^2 = \gamma p / \rho$, where $\gamma = c_p / c_v = 7/5$ is the ratio between specific heats, c_p and c_v , at constant pressure and constant volume, respectively. We set the sound speed as 5 m s^{-1} to simulate the nearly incompressible atmospheric airflow, resulting in a Mach number of 0.06 when $u_{\text{rms}} = 0.27 \text{ m s}^{-1}$, where u_{rms} is the rms velocity. Such a configuration, with such a small Mach number, is almost equivalent to an incompressible flow. It is worth noting that the temperature determining the compressibility of the flow is constant and independent of the temperature field of the gas flow governed by Eq. (3). Also, since the gas flow is almost incompressible and its mass density is much smaller than the one of the droplet, there is no mass exchange between the gas flow and the droplet; i.e., the density of the gas flow $\rho(\mathbf{x}, t)$ is not affected by $T(\mathbf{x}, t)$. Thus, the source terms S_ρ and S_u in Eqs. (1) and (2) are neglected (Krüger et al., 2017). The buoyancy $B(\mathbf{x}, t)$ depends on the temperature $T(\mathbf{x}, t)$, water vapor mixing ratio $q_v(\mathbf{x}, t)$, and the liquid mixing ratio q_l (Kumar et al., 2014),

$$B(\mathbf{x}, t) = g(T'/T + \alpha q'_v - q_l), \quad (5)$$

where $\alpha = M_a/M_v - 1 \approx 0.608$ when M_a and M_v are the molar masses of air and water vapor, respectively. The amplitude of the gravitational acceleration is given by g . The liquid water mixing ratio is the ratio between the mass density of liquid water and the dry air and is defined as

$$q_l(\mathbf{x}, t) = \frac{4\pi \rho_l}{3\rho_a(\Delta x)^3} \sum_{j=1}^{N_\Delta} r(t)^3 = \frac{4\pi \rho_l}{3\rho_a} \sum_{j=1}^{N_\Delta} f(r, t) r(t)^3 \delta r, \quad (6)$$

where ρ_l and ρ_a are the liquid water density and the reference mass density of dry air. N_Δ is the total number of droplets in a cubic grid cell with volume $(\Delta x)^3$, where Δx is the one-dimensional size of the grid box. The temperature fluctuations are given by

$$T'(\mathbf{x}, t) = T(\mathbf{x}, t) - T_{\text{env}} \quad (7)$$

and the water vapor mixing ratio fluctuations by

$$q'_v(\mathbf{x}, t) = q_v(\mathbf{x}, t) - q_{v,\text{env}}. \quad (8)$$

We adopt the same method as in Kumar et al. (2014), where the mean environmental temperature T_{env} and water vapor mixing ratio $q_{v,\text{env}}$ do not change in time. This assumption is plausible in the circumstance that we do not consider the entrainment; i.e., there is only mass and energy transfer between liquid water and water vapor. The condensation rate

C_d (Vaillancourt et al., 2001) is given by

$$C_d(\mathbf{x}, t) = \frac{4\pi\rho_l G}{\rho_a(\Delta x)^3} \sum_{j=1}^{N_\Delta} s(\mathbf{x}, t) r(t) \\ = \frac{4\pi\rho_l G}{\rho_a} \sum_{j=1}^{N_\Delta} s(\mathbf{x}, t) f(\mathbf{x}, t) r(t) \delta r, \quad (9)$$

where G is the condensation parameter (in units of $\text{m}^2 \text{s}^{-1}$), which depends weakly on temperature and pressure and is here assumed to be constant (Lamb and Verlinde, 2011). The supersaturation s is defined as the ratio between the vapor pressure e_v and the saturation vapor pressure e_s ,

$$s = \frac{e_v}{e_s} - 1. \quad (10)$$

Using the ideal gas law, Eq. (10) can be expressed as

$$s = \frac{\rho_v R_v T}{\rho_{vs} R_v T} - 1 = \frac{\rho_v}{\rho_{vs}} - 1. \quad (11)$$

In terms of the water vapor mixing ratio $q_v = \rho_v/\rho_a$ and saturation water vapor mixing ratio $q_{vs} = \rho_{vs}/\rho_a$, Eq. (11) can be written as

$$s(\mathbf{x}, t) = \frac{q_v(\mathbf{x}, t)}{q_{vs}(T)} - 1. \quad (12)$$

Here ρ_v is the mass density of water vapor and ρ_{vs} the mass density of saturated water vapor, and $q_{vs}(T)$ is the saturation water vapor mixing ratio at temperature T and can be determined by the ideal gas law,

$$q_{vs}(T) = \frac{e_s(T)}{R_v \rho_a T}. \quad (13)$$

The saturation vapor pressure e_s over liquid water is the partial pressure due to the water vapor when an equilibrium state of evaporation and condensation is reached for a given temperature. It can be determined by the Clausius–Clapeyron equation, which determines the change in e_s with temperature T . Assuming constant latent heat L , e_s is approximated as (Yau and Rogers, 1996; Götzfried et al., 2017)

$$e_s(T) = c_1 \exp(-c_2/T), \quad (14)$$

where c_1 and c_2 are constants adopted from page 14 of Yau and Rogers (1996). We refer to Table 1 for all the thermodynamics constants. In the present study, the updraft cooling is omitted. Therefore, the assumption of constant latent heat L is plausible.

2.2 Lagrangian model for cloud droplets

In addition to the Eulerian fields described in Sect. 2.1 we treat cloud droplets as Lagrangian particles. In the Pencil Code, they are invoked as non-interacting superparticles.

Table 1. List of constants for the thermodynamics: see text for explanations of symbols.

Quantity	Value
ν ($\text{m}^2 \text{s}^{-1}$)	1.5×10^{-5}
κ ($\text{m}^2 \text{s}^{-1}$)	1.5×10^{-5}
D ($\text{m}^2 \text{s}^{-1}$)	2.55×10^{-5}
G ($\text{m}^2 \text{s}^{-1}$)	1.17×10^{-10}
c_1 (Pa)	2.53×10^{11}
c_2 (K)	5420
L (J kg^{-1})	2.5×10^6
c_p ($\text{J kg}^{-1} \text{K}^{-1}$)	1005.0
R_v ($\text{J kg}^{-1} \text{K}^{-1}$)	461.5
M_a (g mol^{-1})	28.97
M_v (g mol^{-1})	18.02
ρ_a (kg m^{-3})	1
ρ_l (kg m^{-3})	1000
α	0.608
$Pr = \nu/\kappa$	1
$Sc = \nu/D$	0.6
$q_v(\mathbf{x}, t=0)$ (kg kg^{-1})	0.0157
$q_{v, \text{env}}$ (kg kg^{-1})	0.01
$T(\mathbf{x}, t=0)$ (K)	292
T_{env} (K)	293

2.2.1 Kinetics of cloud droplets

Each superparticle is treated as a Lagrangian point particle, where one solves for the particle position \mathbf{x}_i ,

$$\frac{d\mathbf{x}_i}{dt} = \mathbf{V}_i, \quad (15)$$

and its velocity \mathbf{V}_i via

$$\frac{d\mathbf{V}_i}{dt} = \frac{1}{\tau_i}(\mathbf{u} - \mathbf{V}_i) + g\mathbf{e}_z \quad (16)$$

in the usual way; see Li et al. (2017) for details. Here, \mathbf{u} is the fluid velocity at the position of the superparticle, and τ_i is the particle inertial response or stopping time of a droplet i and is given by

$$\tau_i = 2\rho_l r_i^2 / [9\rho_v D(Re_i)]. \quad (17)$$

The correction factor (Schiller and Naumann, 1933; Marchionni et al., 2008),

$$D(Re_i) = 1 + 0.15 Re_i^{2/3}, \quad (18)$$

models the effect of the nonzero particle Reynolds number $Re_i = 2r_i|\mathbf{u} - \mathbf{V}_i|/\nu$. This is a widely used approximation, although it does not correctly reproduce the small- Re_i correction to the Stokes formula (Veysey II and Goldenfeld, 2007).

2.2.2 Condensational growth of cloud droplets

The condensational growth of the particle radius r_i is governed by Pruppacher and Klett (2012); Lamb and Verlinde

(2011)

$$\frac{dr_i}{dt} = \frac{Gs(x_i, t)}{r_i}. \quad (19)$$

3 Experimental setup

3.1 Initial configurations

The initial values of the water vapor mixing ratio $q_v(x, t = 0) = 0.0157 \text{ kg kg}^{-1}$ and temperature $T(x, t = 0) = 292 \text{ K}$ are matched to the ones obtained in the CARRIBA experiments (Katzwinkel et al., 2014), which are the same as those in Götzfried et al. (2017). With this configuration, we obtain $s(x, t = 0) = 2\%$, which means that the water vapor is initially supersaturated. The time step of the simulations presented here is governed by the smallest timescale in the present configuration, which is the particle stopping time defined in Eq. (17). The thermodynamic timescale is much larger than the turbulent one. Table 1 shows the list of thermodynamic parameters used in the present study.

Initially, $10 \mu\text{m}$ sized droplets with zero velocity are randomly distributed in the simulation domain. The mean number density of droplets, which is constant in time since droplet collections are not considered, is $n_0 = 2.5 \times 10^8 \text{ m}^{-3}$. This gives an initial liquid water content, $\int_0^\infty f(r, t = 0) r^3 dr$, which is 0.001 kg m^{-3} . The simulation domain is a cube of size $L_x = L_y = L_z$, the values of which are given in Table 2. The number of superparticles N_s satisfies $N_s/N_{\text{grid}} \approx 0.1$, where N_{grid} is the number of lattices depending on the spatial resolution of the simulations. Setting $N_s/N_{\text{grid}} \approx 0.1$, on the one hand, is still within the convergence range $N_s/N_{\text{grid}} \approx 0.05$ (Li et al., 2018). On the other hand, it can mimic the diluteness of the atmospheric cloud system, where there are about 0.1 droplets per cubic Kolmogorov scale. This configuration results in $N_{s,128} = 244\,140$ when $N_{\text{grid}} = 128^3$.

3.2 DNS

We conduct high-resolution simulations (Li et al., 2019) for the different Taylor micro-scale Reynolds number Re_λ and mean energy dissipation rate $\bar{\epsilon}$ (see Table 2 for details of the simulations). The Taylor micro-scale Reynolds number is defined as $Re_\lambda \equiv u_{\text{rms}}^2 \sqrt{5/(3\nu\bar{\epsilon})}$. For simulations with different values of $\bar{\epsilon}$ at fixed Re_λ , we vary both the domain size L_x ($L_y = L_z = L_x$) and the amplitude of the forcing f_0 . As for fixed $\bar{\epsilon}$, Re_λ is varied by solely changing the domain size, which in turn changes u_{rms} . In all simulations, we use for the Prandtl number $Pr = \nu/\kappa = 1$ and for the Schmidt number $Sc = \nu/D = 0.6$. For our simulations with $N_{\text{grid}} = 512^3$ mesh points, the code computes 55 000 time steps in 24 h wall-clock time using 4096 cores. For $N_{\text{grid}} = 128^3$ mesh points, the code computes 4.5 million time steps in 24 h wall-clock time using 512 cores.

4 Results

Figure 1a shows time-averaged turbulent kinetic-energy spectra for different values of $\bar{\epsilon}$ at fixed $Re_\lambda \approx 130$. Since the abscissa in the figures is normalized by $k_\eta = 2\pi/\eta$, the different spectra shown in Fig. 1a collapse onto a single curve. Here, η is the Kolmogorov length scale. Fig. 1b shows the time-averaged turbulent kinetic-energy spectra for different values of Re_λ at fixed $\bar{\epsilon} \approx 0.039 \text{ m}^2 \text{ s}^{-3}$. For larger Reynolds numbers the spectra extend to smaller wavenumbers. A flat profile corresponds to Kolmogorov scaling (Pope, 2000) when the energy spectrum is compensated by $\bar{\epsilon}^{-2/3} k^{5/3}$. For the largest Re_λ in our simulations ($Re_\lambda = 130$), the inertial range extends for about a decade in k -space.

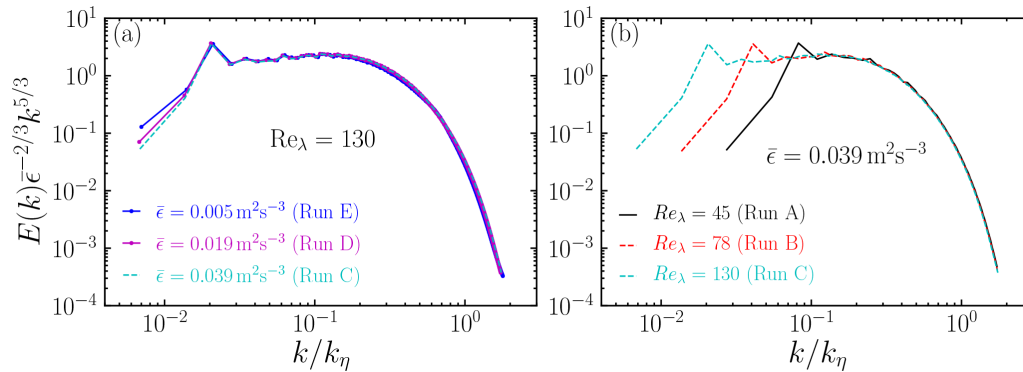
Next we inspect the response of thermodynamics to turbulence. In Fig. 2, we show time series of fluctuations of temperature T_{rms} , water vapor mixing ratio $q_{v,\text{rms}}$, buoyancy force B_{rms} , and the supersaturation s_{rms} . All quantities reach a statistically steady state within a few seconds. The steady-state values of T_{rms} , $q_{v,\text{rms}}$, and s_{rms} increase with increasing Re_λ approximately linearly and hardly vary at all with $\bar{\epsilon}$. On the other hand, B_{rms} changes only by a few percent as Re_λ or $\bar{\epsilon}$ vary. Note, however, that the buoyancy force is only about 0.3 % of the fluid acceleration. This is because T_{rms} is small (about 0.1 K in the present study). Therefore, the effect of the buoyancy force should indeed be small.

When changing $\bar{\epsilon}$ while keeping Re_λ fixed, the Kolmogorov scale of turbulence varies. Therefore, the various fluctuations quoted above are insensitive to the small scales of turbulence. However, when varying Re_λ while keeping $\bar{\epsilon}$ fixed, their rms values change, which is due to large scales of turbulence. Indeed, temperature fluctuations are driven by the large scales of turbulence, which affects the supersaturated vapor pressure q_{vs} via the Clausius–Clapeyron equation; see Eq. (13). Therefore, supersaturation fluctuations result from both temperature fluctuations and water vapor fluctuations via Eq. (12). Both $q_{v,\text{rms}}$ and T_{rms} increase with increasing Re_λ , resulting in larger fluctuations of s . Supersaturation fluctuations, in turn, affect T and q_v via the condensation rate C_d .

Our goal is to investigate the condensational growth of cloud droplets due to supersaturation fluctuations. Figure 3 shows the time evolution of droplet size distributions for different configurations. The conventional understanding is that condensational growth leads to a narrow size distribution (Pruppacher and Klett, 2012; Lamb and Verlinde, 2011). However, supersaturation fluctuations broaden the distribution. More importantly, the width of the size distribution increases with increasing Re_λ , but decreases slightly with increasing $\bar{\epsilon}$ over the range studied here. This is consistent with the results shown in Fig. 2 in that supersaturation fluctuations are sensitive to Re_λ but are insensitive to $\bar{\epsilon}$. In atmospheric clouds, $Re_\lambda \approx 10^4$, which may result in an even broader size distribution.

Table 2. Summary of the simulations; see text for explanation of symbols.

Run	f_0	L_x (m)	N_{grid}	N_s	u_{rms} (m s ⁻¹)	Re_λ	$\bar{\epsilon}$ (m ² s ⁻³)	η (10 ⁻⁴ m)	τ_η (s)	τ_L (s)	τ_s (s)	Da
A	0.02	0.125	128 ³	$N_{s,128}$	0.16	45	0.039	5.4	0.020	0.25	0.014	0.053
B	0.02	0.25	256 ³	$2^3 N_{s,128}$	0.22	78	0.039	5.4	0.020	0.37	0.014	0.081
C	0.02	0.5	512 ³	$2^6 N_{s,128}$	0.28	130	0.039	5.4	0.020	0.58	0.014	0.125
D	0.014	0.6	512 ³	$2^6 N_{s,128}$	0.24	135	0.019	6.5	0.028	0.81	0.014	0.174
E	0.007	0.8	512 ³	$2^6 N_{s,128}$	0.17	138	0.005	8.9	0.053	1.47	0.014	0.312

**Figure 1.** Time-averaged kinetic-energy spectra of the turbulence gas flow for (a) different $\bar{\epsilon} = 0.005 \text{ m}^2 \text{ s}^{-3}$ (dash-dotted blue line), $0.019 \text{ m}^2 \text{ s}^{-3}$ (dash-dotted magenta line), and $0.039 \text{ m}^2 \text{ s}^{-3}$ (dashed cyan line) at fixed $Re_\lambda = 130$ (see runs C, D, and E in Table 2 for details) and for (b) different $Re_\lambda = 45$ (solid black line), 78 (dashed red line), and 130 (dashed cyan line) at fixed $\bar{\epsilon} = 0.039 \text{ m}^2 \text{ s}^{-3}$ (see runs A, B, and C in Table 2 for details).

We further quantify the variance of the size distribution by investigating the time evolution of the standard deviation of the droplet surface area σ_A for different configurations. In terms of the droplet surface area A_i ($A_i \propto r_i^2$), Eq. (19) can be written as

$$\frac{dA_i}{dt} = 2Gs. \quad (20)$$

It can be seen from Eq. (20) that the evolution of the surface area is analogous to Brownian motion, indicating that its standard deviation $\sigma_A \propto \sqrt{t}$. A more detailed stochastic model for σ_A is developed by Sardina et al. (2015). Based on Eq. (19), σ_A is given by

$$\frac{d\sigma_A^2}{dt} = \frac{d}{dt} \langle A'^2 \rangle = \frac{d}{dt} \langle A^2 - \langle A \rangle^2 \rangle = 4G \langle s' A' \rangle \quad (21)$$

Sardina et al. (2015) adopted a Langevin equation to model the supersaturation field and the vertical velocity of droplets, resulting in the scaling law:

$$\sigma_A \sim C(\tau_L, \tau_s, Re_\lambda) t^{1/2}, \quad (22)$$

where $C(\tau_L, \tau_s, Re_\lambda)$ is a constant for given τ_L , τ_s , and Re_λ . Under the assumptions that $\tau_s \ll \tau_L$ and a negligible influence on the macroscopic observables from small-scale turbulent motions, Sardina et al. (2015) obtained an analytical expression for σ_A as

$$\sigma_A \sim \tau_s Re_\lambda t^{1/2}, \quad (23)$$

where τ_s is the phase transition timescale given by

$$\tau_s^{-1}(t) = 4\pi G \int_0^\infty r f dr, \quad (24)$$

and τ_L is the turbulence integral timescale. The model proposed that condensational growth of cloud droplets depends only on Re_λ and is independent of $\bar{\epsilon}$. In terms of the size distribution $f(r, t)$, σ_A can be given as

$$\sigma_A = \sqrt{a_4 - a_2^2}, \quad (25)$$

where a_ζ is the moment of the size distribution, which is defined as

$$a_\zeta = \frac{\int_0^\infty f r^\zeta dr}{\int_0^\infty f dr}. \quad (26)$$

Here, ζ is a positive integer. As shown in Fig. 4, the time evolution of σ_A agrees with the prediction $\sigma_A \propto t^{1/2}$. Sardina et al. (2015) and Siewert et al. (2017) solved the passive scalar equation of s without considering fluctuations of T and q_v . Feedbacks to flow fields from cloud droplets were also neglected. They found good agreement between the DNS and the stochastic model. Comparing with Sardina et al. (2015) and Siewert et al. (2017), our study solves the complete sets

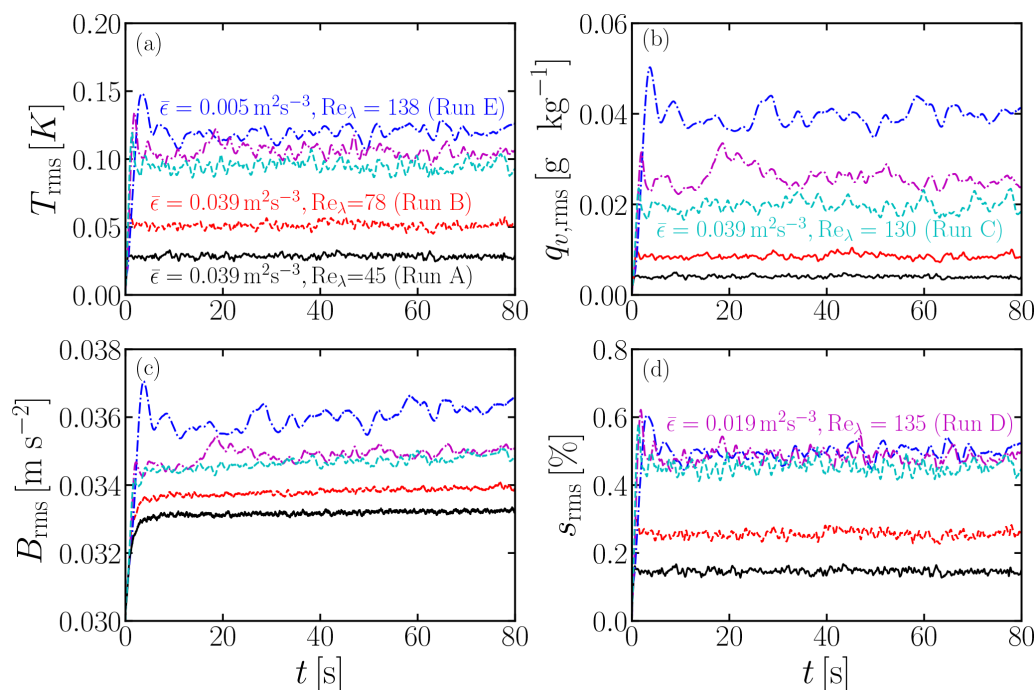


Figure 2. Time series of the field quantities: (a) T_{rms} , (b) $q_{v, \text{rms}}$, (c) B_{rms} , and (d) s_{rms} . Same simulations as in Fig. 1.

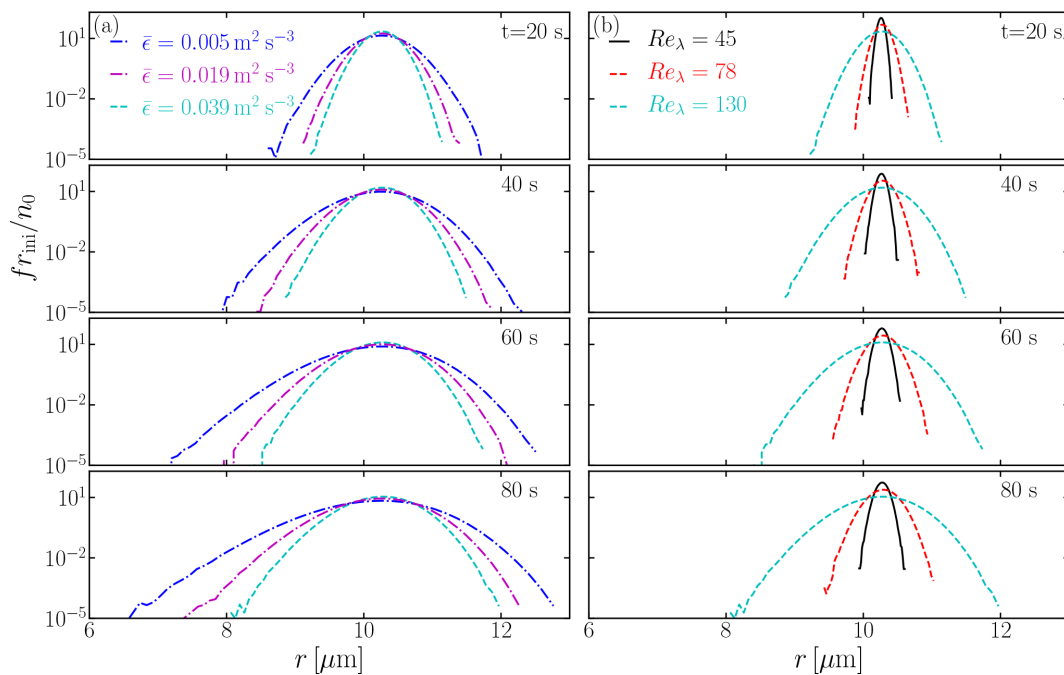


Figure 3. Comparison of the time evolution of droplet size distributions for different (a) $\bar{\epsilon}$ at $Re_\lambda = 130$ (runs C, D, and E in Table 2) and (b) Re_λ at $\bar{\epsilon} = 0.039 \text{ m}^2 \text{ s}^{-3}$ (runs A, B, and C in Table 2). Same simulations as in Fig. 1.

of the thermodynamics of supersaturation. It is remarkable that a good agreement between the stochastic model and our DNS is observed. This indicates that the stochastic model is robust. On the other hand, modeling supersaturation fluctuations using the passive scalar equation seems to be sufficient

for the Reynolds numbers considered in this study. We recall that τ_s in Eq. (23) is constant. In the present study, τ_s is determined by Eq. (24). Therefore, τ_s varies with time as shown in the inset of Fig. 4a. Nevertheless, since the variation of τ_s is

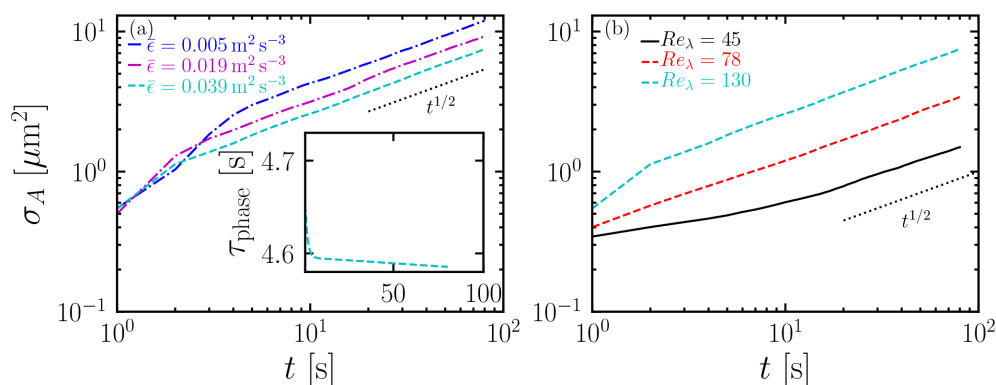


Figure 4. Time evolution of σ_A for different (a) $\bar{\epsilon}$ at $Re_\lambda = 130$ and (b) Re_λ at $\bar{\epsilon} = 0.039 \text{ m}^2 \text{ s}^{-3}$. Same simulations as in Fig. 1.

small, we still observe $\sigma_A \sim t^{1/2}$ except for the initial phase of the evolution, where $s(t=0) = 2\%$.

Comparing panels a and b of Fig. 4, it is clear that changing Re_λ has a much larger effect on σ_A than changing $\bar{\epsilon}$. In fact, as $\bar{\epsilon}$ is increased by a factor of about 8, σ_A decreases only by a factor of about 1.6, so the ratio of their logarithms is about 1/5, i.e., $\sigma_A \propto \bar{\epsilon}^{-1/5}$. By contrast, σ_A changes by a factor of about 5 as Re_λ is increased by a factor of nearly 3, so $\sigma_A \propto Re_\lambda^{3/2}$. This quantifies the high sensitivity of σ_A to changes in Re_λ compared to $\bar{\epsilon}$.

Two comments are here in order. First, we emphasize that we observe here $\sigma_A \propto Re_\lambda^{3/2}$ instead of $\sigma_A \propto Re_\lambda$. Therefore, there could be a critical Re_λ , beyond which $\sigma_A \propto Re_\lambda$ and below which $\sigma_A \propto Re_\lambda^{3/2}$. However, the highest Re_λ in our DNS is 130. To verify this proposal, a large parameter range of Re_λ is required. Second, we note that $\sigma_A \propto \bar{\epsilon}^{-1/5}$. This is because the Damköhler number increases with decreasing $\bar{\epsilon}$ (see Table 2), which is defined as the ratio of the fluid timescale to the characteristic thermodynamic timescale associated with the evaporation process $Da = \tau_L/\tau_s$. Vaillancourt et al. (2002) also found that σ_A decreases with $\bar{\epsilon}$, even though the mean updraft cooling is included in their study.

5 Discussion and conclusion

Condensational growth of cloud droplets due to supersaturation fluctuations is investigated using DNS. Cloud droplets are tracked in a Lagrangian framework, where the momentum equation for inertial particles are solved. The thermodynamic equations governing the supersaturation field are solved simultaneously. Feedback from cloud droplets onto \mathbf{u} , T , and q_v is included through the condensation rate and buoyancy force. We resolve the smallest scale of turbulence in all simulations. Contrary to the classical condensation theory, which leads to a narrow distribution when supersaturation fluctuations are ignored, we find that droplet size distributions broaden due to supersaturation fluctuations. For the first time, we explicitly demonstrate that the size distribution

becomes wider with increasing Re_λ , which is, however, insensitive to $\bar{\epsilon}$. Supersaturation fluctuations are subjected to both temperature fluctuations and water vapor mixing ratio fluctuations.

We observe that $\sigma_A \propto \sqrt{t}$ when the complete sets of the thermodynamics equations governing the supersaturation are solved, which are consistent with the findings by Sardina et al. (2015) and Siewert et al. (2017) even though fluctuations of temperature and water vapor mixing ratio, buoyancy force, and droplets feedbacks to the field quantities are neglected in their studies. This indicates that the stochastic model of condensational growth developed by Sardina et al. (2015) is robust. For the first time, to our knowledge, the stochastic model (Sardina et al., 2015) and simulation results from the complete set of thermodynamics equations governing the supersaturation field are compared. The broadening size distribution with increasing Re_λ demonstrates that condensational growth due to supersaturation fluctuations is an important mechanism for droplet growth. The maximum Re_λ in the present study is 130, which is about 2 orders of magnitude smaller than the one in atmospheric clouds ($Re_\lambda = 10^4$). Since the width of the size distribution increases dramatically with increasing Re_λ , the supersaturation-fluctuation-facilitated condensation may easily overcome the bottleneck barrier (Grabowski and Wang, 2013).

The stochastic model developed by Sardina et al. (2015) assumes that the width of droplet size distributions is independent of $\bar{\epsilon}$. Our result shows that the width decreases slightly with increasing $\bar{\epsilon}$. However, the largest $\bar{\epsilon}$ in warm clouds is about $10^{-3} \text{ m}^2 \text{ s}^{-3}$ (Grabowski and Wang, 2013). Therefore, neglecting the smallest scales in the stochastic model is indeed acceptable. Vaillancourt et al. (2002) also found that the width of the droplet size distribution decreases with increasing $\bar{\epsilon}$ and attributed this to the decorrelation between supersaturation fluctuations and surface area of droplets. Sardina et al. (2015), however, found stronger correlation between supersaturation fluctuations and surface area of droplets with increasing Re_λ . The present study is consistent with both the works of Vaillancourt et al. (2002)

and Sardina et al. (2015). Therefore, we emphasize that there is no contradiction between both papers.

In the present study, the simulation box is stationary, which means that the volume is not exposed to cooling, as no mean updraft is considered. Therefore, the condensational growth is solely driven by supersaturation fluctuations. This is similar to the condensational growth of cloud droplets in stratiform clouds, where the updraft velocity of the parcel is close to zero (Hudson and Svensson, 1995; Korolev, 1995). The observational data show that the width of the size distribution is wider than the one expected from condensational growth with a mean supersaturation (Hudson and Svensson, 1995; Brenguier et al., 1998; Miles et al., 2000; Pawlowska et al., 2006; Siebert and Shaw, 2017). Qualitatively consistent with observations, we show that the width of droplet size distributions broadens due to supersaturation fluctuations.

Entrainment of dry air is not considered here. It may lead to rapid changes in the supersaturation fluctuations and result in an even faster broadening of the size distribution (Kumar et al., 2014). Activation of aerosols in a turbulent environment is omitted. This may provide a more physical and realistic initial distribution of cloud droplets. Incorporating all the cloud microphysical processes is computationally demanding and will have to be explored in future studies.

Code and data availability. The source code used for the simulations of this study, the Pencil Code (Brandenburg, 2018), is freely available on <https://github.com/pencil-code/> (last access: 16 December 2018). The DOI of the code is <https://doi.org/10.5281/zenodo.2315093>. The DNS setup and the corresponding data (Li et al., 2019) are freely available at <https://doi.org/10.5281/zenodo.2538027>.

Author contributions. XYL developed the idea, coded the module, performed the simulations, and wrote the manuscript. AB and NELH contributed to the development of the module and commented on the manuscript. GS contributed to the development of the idea and commented on the manuscript.

Competing interests. The authors declare that they have no conflict of interest.

Acknowledgements. We thank Wojtek Grabowski, Andrew Heymsfield, Gaetano Sardina, Igor Rogachevskii, and Dhruvadiya Mitra for stimulating discussions. This work was supported through the FRINATEK grant 231444 under the Research Council of Norway, SeRC, the Swedish Research Council grants 2012-5797 and 2013-03992, the University of Colorado through its support of the George Ellery Hale visiting faculty appointment, and the grant “Bottlenecks for particle growth in turbulent aerosols” from the Knut and Alice Wallenberg Foundation, Dnr. KAW 2014.0048. The simulations were performed using resources provided by the Swedish National Infrastructure for Computing (SNIC) at the

Royal Institute of Technology in Stockholm and Chalmers Centre for Computational Science and Engineering (C3SE). This work also benefited from computer resources made available through the Norwegian NOTUR program, under award NN9405K.

The article processing charges for this open-access publication were covered by Stockholm University.

Edited by: Ryan Sullivan

Reviewed by: two anonymous referees

References

- Berry, E. X. and Reinhardt, R. L.: An analysis of cloud drop growth by collection: Part I. Double distributions, *J. Atmos. Sci.*, 31, 1814–1824, 1974.
- Brandenburg, A.: Pencil Code, <https://doi.org/10.5281/zenodo.2315093>, 2018.
- Brenguier, J.-L., Bourriane, T., Coelho, A. A., Isbert, J., Peytavi, R., Trevarin, D., and Weschler, P.: Improvements of droplet size distribution measurements with the Fast-FSSP (Forward Scattering Spectrometer Probe), *J. Atmos. Ocean. Tech.*, 15, 1077–1090, 1998.
- Chandrasekar, K. K., Cantrell, W., Chang, K., Ciochetto, D., Niedermeier, D., Ovchinnikov, M., Shaw, R. A., and Yang, F.: Aerosol indirect effect from turbulence-induced broadening of cloud-droplet size distributions, *P. Natl. Acad. Sci.*, 113, 14243–14248, 2016.
- Chen, S., Yau, M., and Bartello, P.: Turbulence effects of collision efficiency and broadening of droplet size distribution in cumulus clouds, *J. Atmos. Sci.*, 75, 203–217, 2018.
- Cooper, W. A.: Effects of variable droplet growth histories on droplet size distributions. Part I: Theory, *J. Atmos. Sci.*, 46, 1301–1311, 1989.
- Desai, N., Chandrasekar, K., Chang, K., Cantrell, W., and Shaw, R.: Influence of Microphysical Variability on Stochastic Condensation in a Turbulent Laboratory Cloud, *J. Atmos. Sci.*, 75, 189–201, 2018.
- Devenish, B., Bartello, P., Brenguier, J.-L., Collins, L., Grabowski, W., IJzermans, R., Malinowski, S., Reeks, M., Vassilicos, J., Wang, L.-P., and Warhaft, Z.: Droplet growth in warm turbulent clouds, *Q. J. Roy. Meteor. Soc.*, 138, 1401–1429, 2012.
- Götzfried, P., Kumar, B., Shaw, R. A., and Schumacher, J.: Droplet dynamics and fine-scale structure in a shearless turbulent mixing layer with phase changes, *J. Fluid Mech.*, 814, 452–483, 2017.
- Grabowski, W. W. and Abade, G. C.: Broadening of cloud droplet spectra through eddy hopping: Turbulent adiabatic parcel simulations, *J. Atmos. Sci.*, 74, 1485–1493, 2017.
- Grabowski, W. W. and Wang, L.-P.: Growth of Cloud Droplets in a Turbulent Environment, *Annu. Rev. Fluid Mech.*, 45, 293–324, 2013.
- Haugen, N. E. L., Brandenburg, A., and Dobler, W.: Simulations of nonhelical hydromagnetic turbulence, *Phys. Rev. E*, 70, 016308, <https://doi.org/10.1103/PhysRevE.70.016308>, 2004.
- Hudson, J. G. and Svensson, G.: Cloud microphysical relationships in California marine stratus, *J. Appl. Meteorol.*, 34, 2655–2666, 1995.

- Johansen, A., Youdin, A. N., and Lithwick, Y.: Adding particle collisions to the formation of asteroids and Kuiper belt objects via streaming instabilities, *Astron. Astrophys.*, 537, A125, <https://doi.org/10.1051/0004-6361/201117701>, 2012.
- Kabanov, A. and Mazin, I.: The effect of turbulence on phase transition in clouds, *Tr. TsAO*, 98, 113–121, 1970.
- Katzwinkel, J., Siebert, H., Heus, T., and Shaw, R. A.: Measurements of turbulent mixing and subsiding shells in trade wind cumuli, *J. Atmos. Sci.*, 71, 2810–2822, 2014.
- Khvorostyanov, V. I. and Curry, J. A.: Toward the Theory of Stochastic Condensation in Clouds. Part I: A General Kinetic Equation, *J. Atmos. Sci.*, 56, 3985–3996, [https://doi.org/10.1175/1520-0469\(1999\)056<3985:TTOSC>2.0.CO;2](https://doi.org/10.1175/1520-0469(1999)056<3985:TTOSC>2.0.CO;2), 1999.
- Korolev, A. V.: The influence of supersaturation fluctuations on droplet size spectra formation, *J. Atmos. Sci.*, 52, 3620–3634, 1995.
- Krüger, J., Haugen, N. E. L., and Løvås, T.: Correlation effects between turbulence and the conversion rate of pulverized char particles, *Combust. Flame*, 185, 160–172, 2017.
- Kumar, B., Schumacher, J., and Shaw, R. A.: Lagrangian Mixing Dynamics at the Cloudy–Clear Air Interface, *J. Atmos. Sci.*, 71, 2564–2580, <https://doi.org/10.1175/JAS-D-13-0294.1>, 2014.
- Lamb, D. and Verlinde, J.: *Physics and Chemistry of Clouds*, Cambridge, England, Cambridge Univ. Press, 2011.
- Lanotte, A. S., Seminara, A., and Toschi, F.: Cloud Droplet Growth by Condensation in Homogeneous Isotropic Turbulence, *J. Atmos. Sci.*, 66, 1685–1697, <https://doi.org/10.1175/2008JAS2864.1>, 2009.
- Li, X.-Y., Brandenburg, A., Haugen, N. E. L., and Svensson, G.: Eulerian and Lagrangian approaches to multidimensional condensation and collection, *J. Adv. Model. Earth Sy.*, 9, 1116–1137, 2017.
- Li, X.-Y., Brandenburg, A., Svensson, G., Haugen, N. E. L., Mehlig, B., and Rogachevskii, I.: Effect of Turbulence on Collisional Growth of Cloud Droplets, *J. Atmos. Sci.*, 75, 3469–3487, <https://doi.org/10.1175/JAS-D-18-0081.1>, 2018.
- Li, X.-Y., Svensson, G., Brandenburg, A., and Haugen, N. E. L.: Cloud droplet growth due to supersaturation fluctuations in stratiform clouds, <https://doi.org/10.5281/zenodo.2538027>, 2019.
- Marchioli, C., Soldati, A., Kuerten, J., Arcen, B., Taniere, A., Goldensoph, G., Squires, K., Cargnelutti, M., and Portela, L.: Statistics of particle dispersion in direct numerical simulations of wall-bounded turbulence: Results of an international collaborative benchmark test, *Intern. J. Multiphase Flow*, 34, 879–893, 2008.
- Miles, N. L., Verlinde, J., and Clothiaux, E. E.: Cloud droplet size distributions in low-level stratiform clouds, *J. Atmos. Sci.*, 57, 295–311, 2000.
- Paoli, R. and Shariff, K.: Turbulent condensation of droplets: direct simulation and a stochastic model, *J. Atmos. Sci.*, 66, 723–740, 2009.
- Pawlowska, H., Grabowski, W. W., and Brenguier, J.-L.: Observations of the width of cloud droplet spectra in stratocumulus, *Geophys. Res. Lett.*, 33, L19810, <https://doi.org/10.1029/2006GL026841>, 2006.
- Pope, S.: *Turbulent Flows*, Cambridge University Press, Cambridge, UK, 2000.
- Pruppacher, H. R. and Klett, J. D.: *Microphysics of Clouds and Precipitation*: Reprinted 1980, Springer Science & Business Media, Berlin, Germany, 2012.
- Saffman, P. G. and Turner, J. S.: On the collision of drops in turbulent clouds, *J. Fluid Mech.*, 1, 16–30, <https://doi.org/10.1017/S0022112056000020>, 1956.
- Saito, I. and Gotoh, T.: Turbulence and cloud droplets in cumulus clouds, *New J. Phys.*, 20, 023 001, 2017.
- Sardina, G., Picano, F., Brandt, L., and Caballero, R.: Continuous Growth of Droplet Size Variance due to Condensation in Turbulent Clouds, *Phys. Rev. Lett.*, 115, 184501, <https://doi.org/10.1103/PhysRevLett.115.184501>, 2015.
- Sardina, G., Poulain, S., Brandt, L., and Caballero, R.: Broadening of Cloud Droplet Size Spectra by Stochastic Condensation: Effects of Mean Updraft Velocity and CCN Activation, *J. Atmos. Sci.*, 75, 451–467, 2018.
- Schiller, L. and Naumann, A.: Fundamental calculations in gravitational processing, *Z. Ver. Dtsch. Ing.*, 77, 318–320, 1933.
- Sedunov, Y. S.: Fine cloud structure and its role in the formation of the cloud spectrum, *Atmos. Oceanic Phys.*, 1, 416–421, 1965.
- Seinfeld, J. H. and Pandis, S. N.: *Atmospheric chemistry and physics: from air pollution to climate change*, John Wiley & Sons, New Jersey, US, 2016.
- Shaw, R. A.: Particle-turbulence interactions in atmospheric clouds, *Annu. Rev. Fluid Mech.*, 35, 183–227, 2003.
- Shima, S., Kusano, K., Kawano, A., Sugiyama, T., and Kawahara, S.: The super-droplet method for the numerical simulation of clouds and precipitation: a particle-based and probabilistic microphysics model coupled with a non-hydrostatic model, *Q. J. Roy. Meteor. Soc.*, 135, 1307–1320, 2009.
- Siebert, H. and Shaw, R. A.: Supersaturation fluctuations during the early stage of cumulus formation, *J. Atmos. Sci.*, 74, 975–988, 2017.
- Siewert, C., Bec, J., and Krstulovic, G.: Statistical steady state in turbulent droplet condensation, *J. Fluid Mech.*, 810, 254–280, 2017.
- Srivastava, R.: Growth of cloud drops by condensation: A criticism of currently accepted theory and a new approach, *J. Atmos. Sci.*, 46, 869–887, 1989.
- Vaillancourt, P., Yau, M., and Grabowski, W. W.: Microscopic approach to cloud droplet growth by condensation. Part I: Model description and results without turbulence, *J. Atmos. Sci.*, 58, 1945–1964, 2001.
- Vaillancourt, P., Yau, M., Bartello, P., and Grabowski, W. W.: Microscopic approach to cloud droplet growth by condensation. Part II: Turbulence, clustering, and condensational growth, *J. Atmos. Sci.*, 59, 3421–3435, 2002.
- Veysey II, J. and Goldenfeld, N.: Simple viscous flows: From boundary layers to the renormalization group, *Rev. Modern Phys.*, 79, 883–927, 2007.
- Yau, M. K. and Rogers, R.: *A short course in cloud physics*, Elsevier, Amsterdam, the Netherlands, 1996.